

Glue this area

To the back

Of your lapbook

**San Antonio**  
**Texas**  
**1836**


**Remember**  
**the**  
**Alamo**

**Across:**

- 2. Commander of the Alamo; William B. \_\_\_\_\_
- 3. Santa \_\_\_\_\_; President of Mexico
- 5. \_\_\_\_\_ Crockett.
- 6. Colonel at Alamo with same name as hunting knife


**Down:**

- 1. 12 year old Mexican boy who survived the battle; Enrique \_\_\_\_\_.
- 4. War Cry of 1836; Remember the \_\_\_\_\_.



**Timeline:**

- 1718: The Alamo is constructed in San Antonio de Bexar
- 1821: Mexico wins independence from Spain
- 1830: The Texas Colony grows to a population of more than 20,000.
- 1835: Sam Houston is named commander of the Texan army.
- 1836: William Travis and Davy Crockett arrive at the Alamo.
- ~March 6~ Texans are defeated at the Alamo.



My thoughts on why the Battle of the Alamo was fought?


A series of ten horizontal lines for writing, each consisting of a solid top line, a dashed middle line, and a solid bottom line.

A large, empty rectangular box for drawing or additional notes.





*Texian Volunteer*



*Tejano Volunteer*




*Tejana Volunteer*

*Coloring Instructions*

Rebozo (shawl) – Blue

Dress – Red

Shoes - Black



*Mexican Soldiers*



*Coloring Instructions*

*Mexican Soldiers*

Wool Coat – Dark Blue with Red Collar & Cuffs

Wool Pants – Light Blue

Buttons – Gold

Epaulette - Red

All Leather Straps – White

Shoes – Black

Shako (Hat) – Black with Red & Gold Trim

Musket – Brown Wooden Stock & Silver Barrel, Lock, etc.

Oval Crossbelt Plate – Gold

Cartridge box - Black

*Images courtesy of the Alamo*

## Instructions for minibook

### Center:

Do crossword puzzle. Glue in center of book.

### On one flap:

Add questions to your puzzle.

### For the other flap: (options)

Add ready made timeline.

Add your own timeline/dates.

Add pocket. Color Alamo characters. Cut out characters, glue to mini popsicle sticks for puppets.

For older students you can have them analyze the outcome of the battle and why they fought.

For older and/or younger students, use the blank form for drawing, sketching a character or silhouette, or simply add your own teaching material .

## Answers to puzzle.

### Across

2. Travis
3. Anna
5. Davy
6. Bowie

### Down

1. Esparza
4. Remember